

GETTING AROUND

TOANCHE BUILDING

Main Entrance (Level 2)
Security Desk (Level 2)

Patient Programs:


Acute Assessment (Level 2)
Sans Souci (Level 4)
Bayview (Level 5)
Georgianwood (Level 6)

Level 3 brings you to the bridge that connects to the Atrium building.



The Toanche front doors are open from 630AM to 900PM daily.

You will need your ID badge to access the Toanche Building between the hours of 900PM-630AM.



Entering the Toanche building after hours

To enter the locked area after hours, swipe your ID badge on the black box on your right.



Swipe Box

Toanche - Elevator Access

Level 2 (main entrance)

The elevator key is provided on your key set.

You do not need to use the key to open the elevator from the main entrance.

Once in the elevator you will use your elevator key to access the locked floors Sans Souci (Level 4), Bayview (Level 5) and Georgianwood (Level 6).

Always make sure locked programs remain locked.



REGIONAL PROGRAMS - TOANCHE BUILDING

Acute Assessment

Level 2

The entrance to this program is to the right of the elevators. To enter the program swipe your ID badge on the black box to the right of the door. Please report to the care desk upon arrival.

Sans Souci Program for Transition & Recovery Level 4

Bayview Dual Diagnosis Program Level 5

Georgianwood Program for Concurrent Disorders- Level 6



When using the elevator to access the programs, you will need to unlock level 4, 5 & 6 with the elevator key provided on your key set.

Please report to the care desk upon arrival.

BAYFIELD BUILDING (OUTER BUILDING)

Horizon Program for Geriatric Services Lower Level

The exterior door to the Bayfield building is always unlocked.

The second door is locked. You will need your ID badge on the black box on the wall to your right to access the interior door (as per below).

COVID Screening – Bayfield building

After entering the exterior door, you are required to complete your COVID screening at the screening booth (available from 5:30am to 11:20pm daily)

Entering the locked area


The second set of doors leading into the Bayfield building are always locked.

After completing the COVID screening, you will use your ID badge to access the interior door by swiping the black box located on the green wall between the two sets of doors.

The elevator to the Horizon program is just inside the door and to your right.

You will have to swipe your ID badge to enter the elevator and proceed to the Lower Level.

Please report to the care desk upon arrival.



Swipe your ID badge on the black box (right hand side)



ATRIUM BUILDING – BREBEUF & SWING UNIT

From the Atrium entrance door:

- Walk up the flight of stairs to the hospital lobby.
- At the top of the stairs, turn right and walk down the corridor past the Gift Shop which is on the right hand side.

Elevator access from the main entrance:

- An elevator is available to the right of the glass sliding entrance doors.
- Once in the elevator, push “1” to go up one level.
- Proceed to your left upon exiting the elevator and then an immediate right, passing the gift shop as per above.

The entrance to both of these programs is to the left of the Forensic Security Office.

IMPORTANT: If you have not been assigned an ELPAS or Atrium key set, please stop at the Security office window to collect these items before going onto the program.

Brebeuf (Level 1)

After entering the first door, proceed straight to the second entry door.



The second door is always locked, you will use your ID badge on the black box to the right of the door to enter.

Swing Unit (Level 1)

Once you enter the first door, proceed to the right and follow the signs to the “Swing Unit”.

You will go through a series of corridors and doors to get to this program.

Use your ID badge by swiping it on the black box to the right of the locked doors as you make your way to the unit.



ATRIUM BUILDING – HIGH SECURE PROVINCIAL FORENSIC PROGRAMS (SECURE AREA)

Patient Programs

Each program in the high secure area has two units (A & B)

Awenda (A & B) – Level 2

Beausoleil (A & B) – Level 2

Beckwith (A & B) – Level 3

Forensic Assessment (A & B) – Level 3

The High Secure Provincial Forensic Programs serve patients from across the province who have a mental illness and who have come into conflict with the law.

IMPORTANT:

If you are hired to work in these areas, you will receive a tour as part of Provincial Forensic Orientation to help you find your way.



From the Atrium entrance door:

- Walk up the flight of stairs to the hospital lobby.
- At the top of the stairs, turn right and walk down the corridor past the Gift Shop which is on the right hand side.

If you have not been assigned an ELPAS or Atrium key set, please stop at the Security office window to collect these items before going into the secure area.

